

Grants for Innovative Teaching Application Instructions

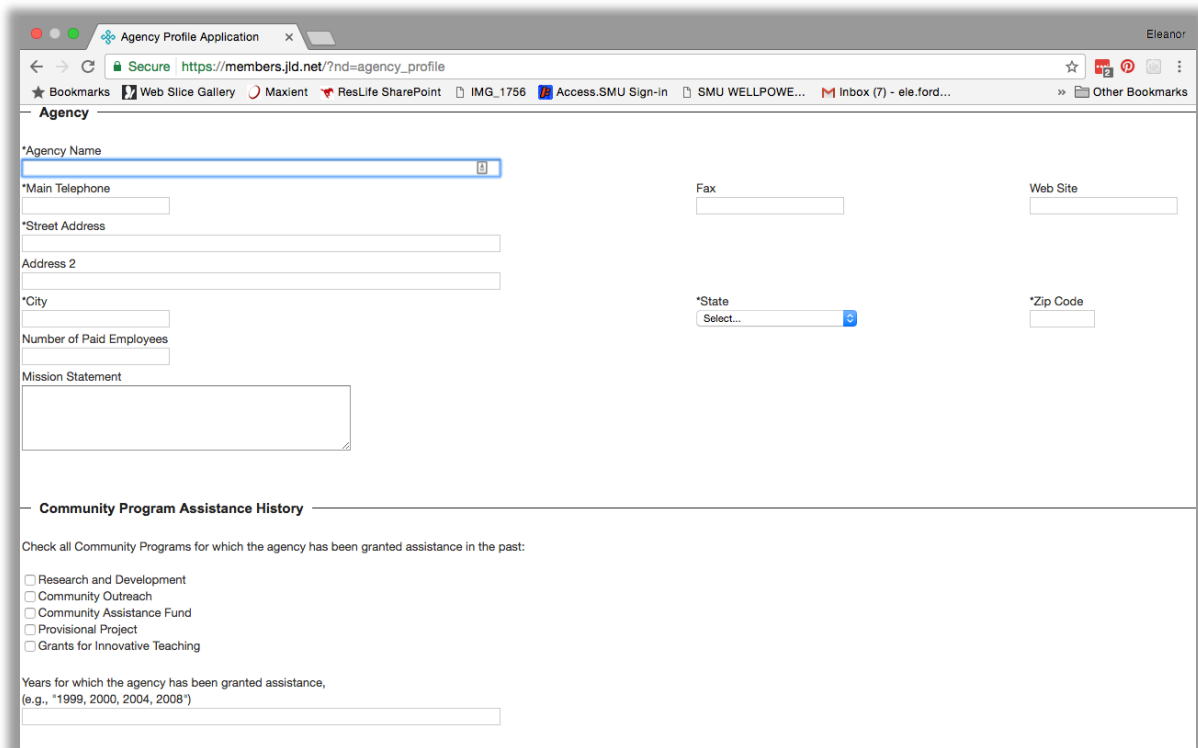
Step 1: Create an Agency Profile or Log-In

*Note, the educator is the “agency”

- Begin by creating [jld.net log-in](https://members.jld.net/?nd=agency_profile) credentials at https://members.jld.net/?nd=agency_profile. (Please know that it will take two business days for a new username and password to be approved.)
- If you already have a username and password from last year’s application [login here](https://members.jld.net) (<https://members.jld.net>) and click “apply.”

Step 1A: Complete the agency profile information.

- Each applicant must register as their own agency
- Be sure to write down the username and password that you create for yourself!
- It should take two business day for your profile to be approved in the system. Please contact gfit@jld.net if you experience a delay.



The screenshot shows a web browser window with the URL https://members.jld.net/?nd=agency_profile. The page title is "Agency Profile Application". The form is titled "Agency" and contains the following fields:

- *Agency Name (text input)
- *Main Telephone (text input)
- *Street Address (text input)
- Address 2 (text input)
- *City (text input)
- Number of Paid Employees (text input)
- Mission Statement (text area)
- Fax (text input)
- Web Site (text input)
- *State (dropdown menu)
- *Zip Code (text input)

Below the form is a section titled "Community Program Assistance History". It includes the instruction: "Check all Community Programs for which the agency has been granted assistance in the past:". There are five checkboxes:

- Research and Development
- Community Outreach
- Community Assistance Fund
- Provisional Project
- Grants for Innovative Teaching

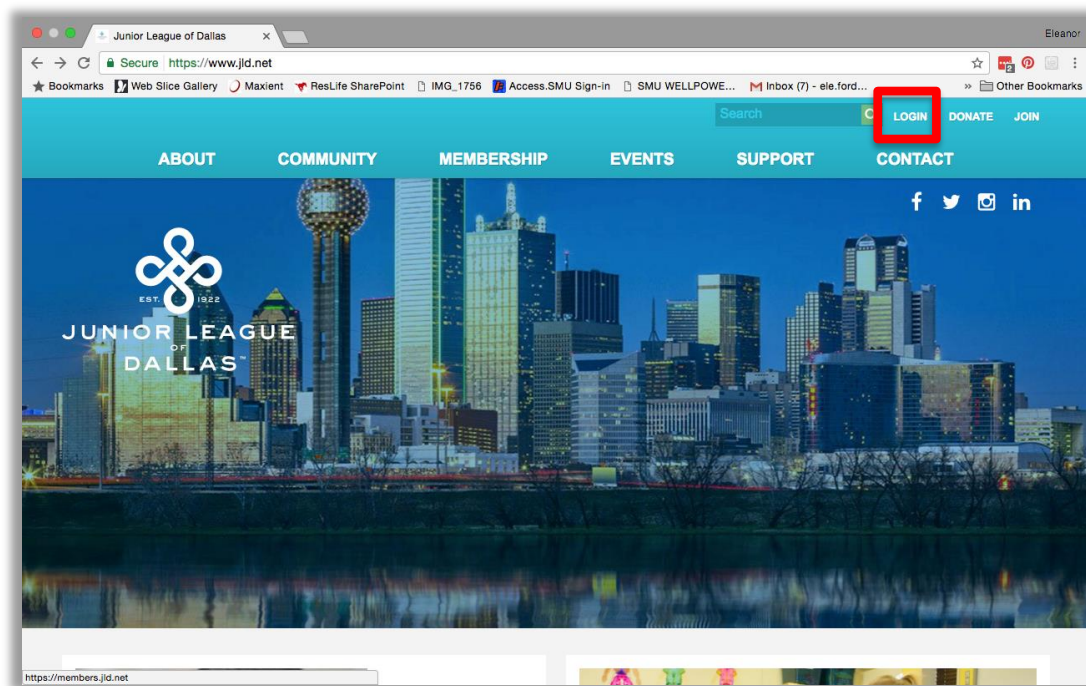
At the bottom, there is a text input field for "Years for which the agency has been granted assistance, (e.g., *1999, 2000, 2004, 2008*)".

Step 2: Read about Grants for Innovative Teaching!

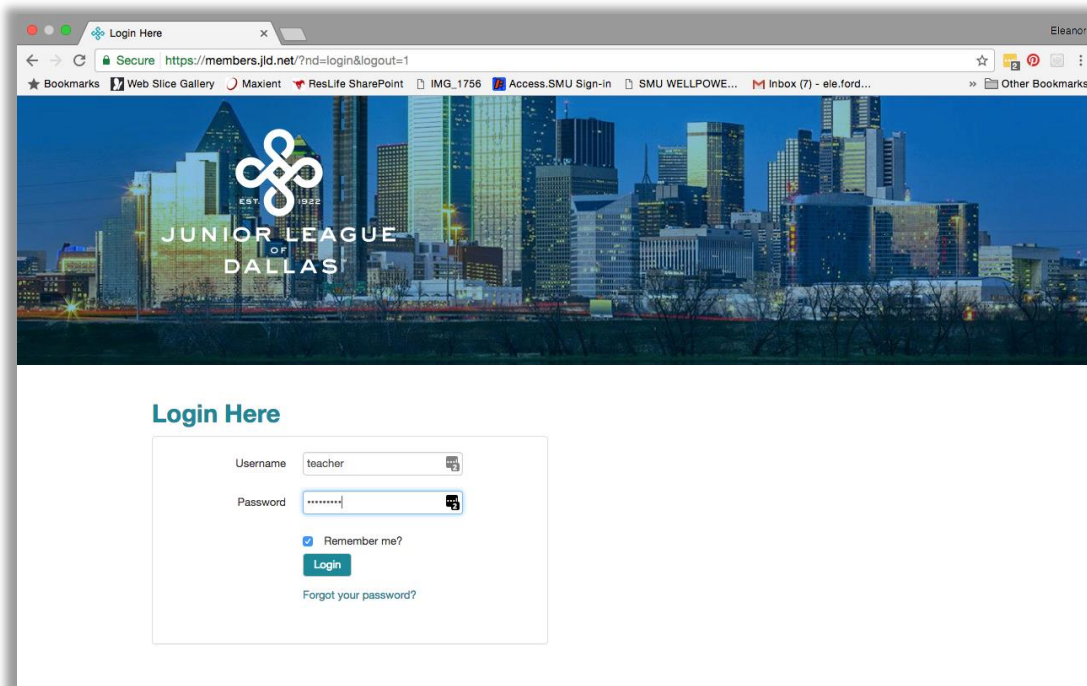
While you're waiting for username and password to be approved, it's a great time to read up on *Grants for Innovative Teaching*. You can find several resources, including FAQs and a Grant Writing Guidelines, at www.jld.net/gfit.

Step 3: Fill out the application.

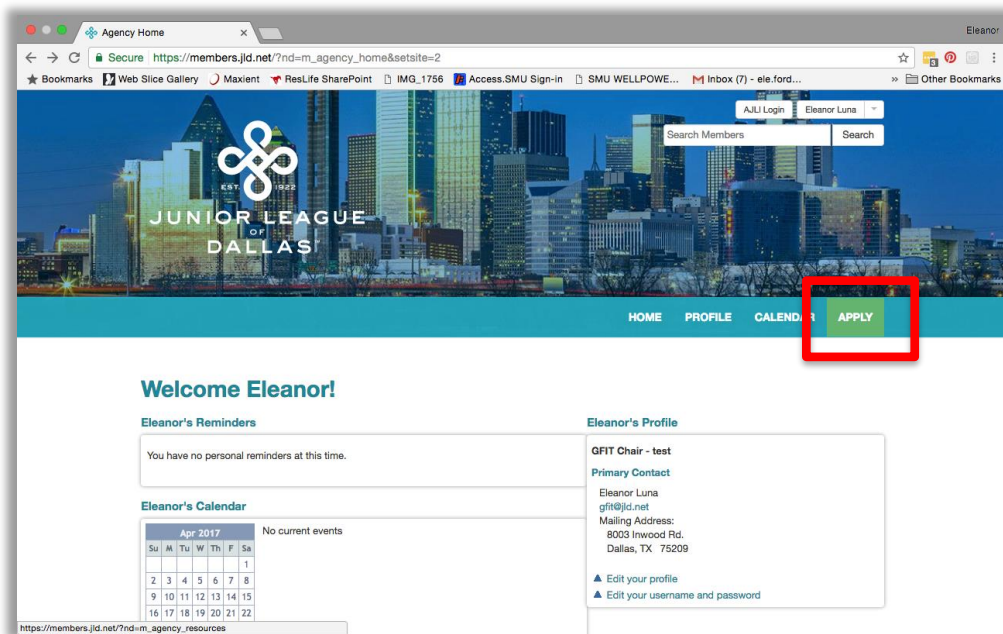
1. Start at www.jld.net and click the Login button in the top right hand corner



2. Log-in using your new username and password



3. Click the "Apply" button on the top right hand corner



GRANTS for INNOVATIVE TEACHING

A SIGNATURE PROJECT OF



4. Scroll down and click the purple "GFIT Application" button.

Community Application

Each year, the Research and Development Committee identifies approximately 40 projects that will comprise the majority of the JLD Community Program for the following year.

The **2018-2019 Community Program (R&D)**. Grantees will receive funding and/or trained JLD volunteers during the 2017-2018 JLD fiscal year. Applications must be received by **March 31, 2017 at 5:00 p.m.**

Community Project Requests (R&D)

- Projects must further the JLD mission and respond to recognized community needs.
- Available to nonprofit agencies in Dallas County that meet the established criteria.
- Agencies requesting JLD funding must also include a volunteer placement component to their request that will provide a minimum of 60 hours of service opportunities per volunteer.
- The request process from application to acceptance of approved projects takes approximately one year.

For more information, please contact Brandy Patrick, Research & Development chair, at bpatrick@america-first.com

GFIT Application

Grants for Innovative Teaching is dedicated to improving education by funding unique programs designed especially for a particular school or grade level. The program is committed to the cause of better education in the Dallas Independent School District (Dallas ISD) and strives to promote opportunities for teachers and students.

This program was designed specifically to encourage and support excellence in teaching. Grants provide critical funding to close the financial gaps that teachers face when developing new and unique curricula for their classrooms. Grants also enable teachers to implement original and creative projects that would otherwise not be provided for in the school budgets.

GFIT Applications

- All Dallas ISD educators are eligible to apply
- Application must detail innovative teaching projects not otherwise funded by school budgets
- Potential projects may span any grade level (PK-12) and any subject area
- Funding of up to \$2,000

Application deadline: **Monday, May 15, 2017 at 5:00 p.m.**

Step 4: Complete your application!

GRANTS for INNOVATIVE TEACHING

A SIGNATURE PROJECT OF

JUNIOR LEAGUE of DALLAS

Sponsored by Texas Instruments

Project Description

Please answer fully each question listed below. If necessary, please attach additional sheets. If you wish to save the application and return to complete it at a later time, click the Submit button but DO NOT initial the last box. That will save your answers. Initialing the last box WILL send your application.

All fields are required. If the question does not apply to you, please type n/a in the space provided. If you wish to save the application and return to complete it at a later time, click the Submit button but DO NOT initial the last box. That will save your answers.

Title of Project:

Name and Contact Information

*Have you previously received Grants for Innovative Teaching funding?

Yes

No

If yes, please explain:

Detailed Project Summary:

Target Population:

Grade Level(s) Impacted: